



# WATFORD FOOTBALL CLUB

## Gender Pay Gap - 2020 Analysis

<b>1</b>	Mean Gender Pay Gap	<b>90.8%</b>
<b>2</b>	Median Gender Pay Gap	<b>25.6%</b>
<b>3</b>	Mean Bonus Gender Pay Gap	<b>88.6%</b>
<b>4</b>	Median Bonus Gender Pay Gap	<b>63.2%</b>
<b>5</b>	% of males receiving bonus	<b>17.6%</b>
<b>6</b>	% of females receiving bonus	<b>15.5%</b>
<b>7</b>	% of males & females in each quartile pay band	

lower quartile	M	<b>70.7%</b>	Lower
lower quartile	F	<b>29.3%</b>	
lower middle quartile	M	<b>70.7%</b>	Lower Middle
lower middle quartile	F	<b>29.3%</b>	
upper middle quartile	M	<b>81.8%</b>	Upper Middle
upper middle quartile	F	<b>18.2%</b>	
upper quartile	M	<b>91.9%</b>	Upper
upper quartile	F	<b>8.1%</b>	

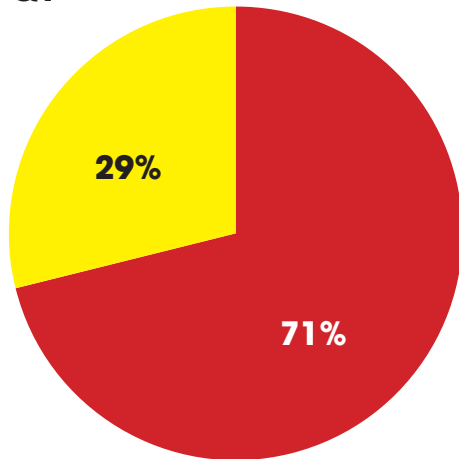


# WATFORD FOOTBALL CLUB

Pay quartiles - shows gender distribution  
in four equally sized quartiles

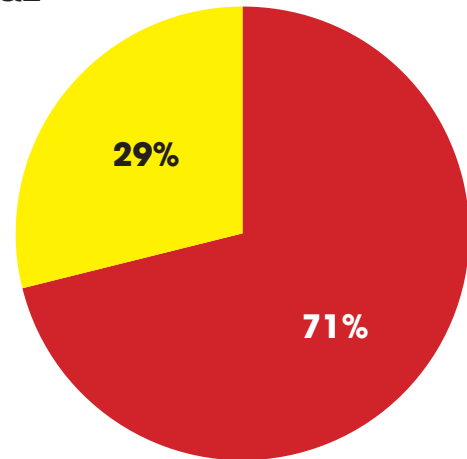
**% MEN**  
**% WOMEN**

**Q1**



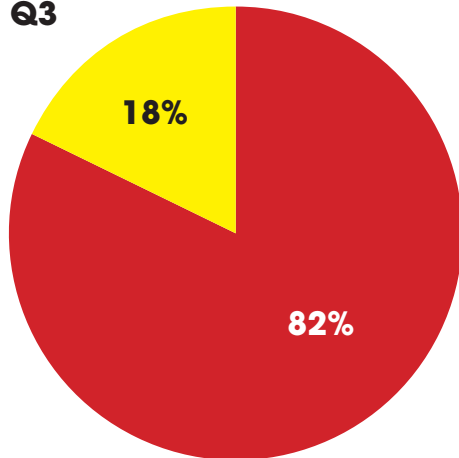
**LOWER**

**Q2**



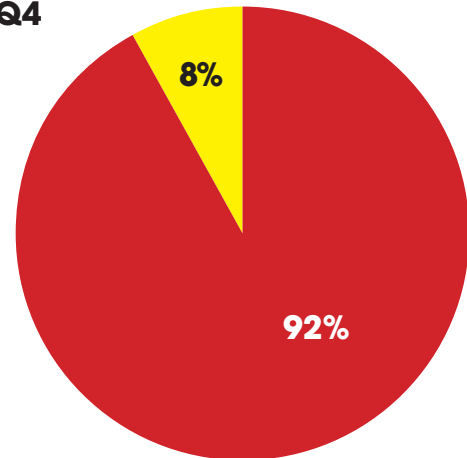
**LOWER MIDDLE**

**Q3**



**UPPER MIDDLE**

**Q4**



**UPPER**