



# WATFORD FOOTBALL CLUB

## Gender Pay Gap - 2022 Analysis

<b>1</b>	Mean Gender Pay Gap	<b>90.5%</b>
<b>2</b>	Median Gender Pay Gap	<b>40.9%</b>
<b>3</b>	Mean Bonus Gender Pay Gap	<b>99.5%</b>
<b>4</b>	Median Bonus Gender Pay Gap	<b>99.7%</b>
<b>5</b>	% of males receiving bonus	<b>13.5%</b>
<b>6</b>	% of females receiving bonus	<b>12.4%</b>
<b>7</b>	% of males & females in each quartile pay band	

lower quartile	M	<b>62.2%</b>	Lower
lower quartile	F	<b>37.8%</b>	
lower middle quartile	M	<b>74.6%</b>	Lower Middle
lower middle quartile	F	<b>25.4%</b>	
upper middle quartile	M	<b>83.1%</b>	Upper Middle
upper middle quartile	F	<b>16.9%</b>	
upper quartile	M	<b>93.2%</b>	Upper
upper quartile	F	<b>6.8%</b>	

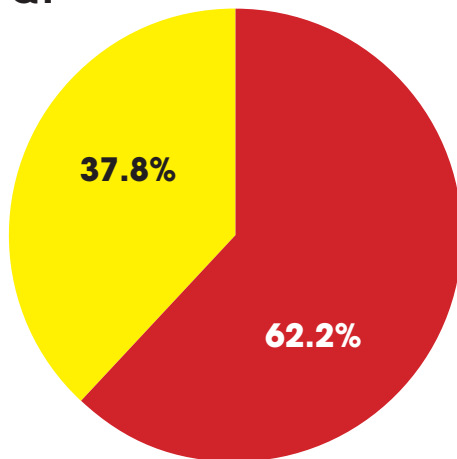


# WATFORD FOOTBALL CLUB

Pay quartiles - shows gender distribution  
in four equally sized quartiles

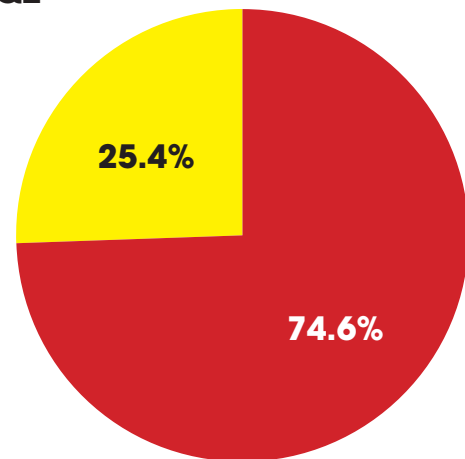
**% MEN**  
**% WOMEN**

**Q1**



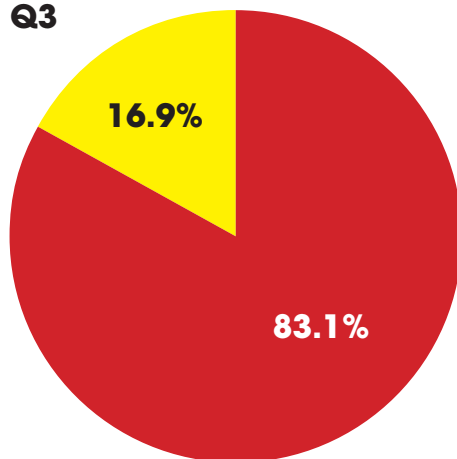
**LOWER**

**Q2**



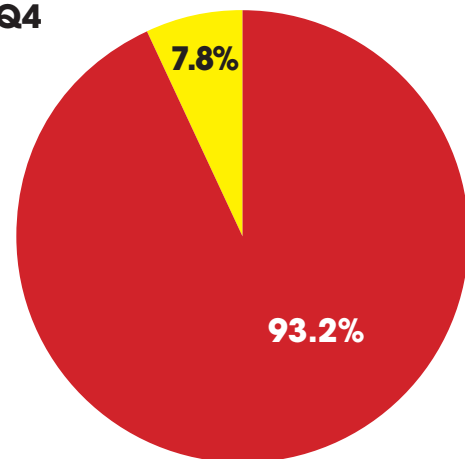
**LOWER MIDDLE**

**Q3**



**UPPER MIDDLE**

**Q4**



**UPPER**